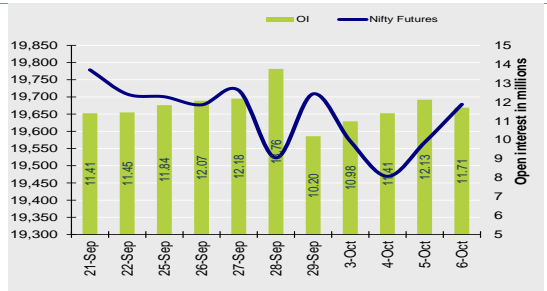


Nifty Snapshot

	Close	Prv Cl.	Ab chg	% chg
Spot	19,653.50	19,545.75	107.75	0.55
Futures	19,678.50	19,568.00	110.50	0.56
Oil(ml shr)	11.71	12.13	-0.42	-3.48
Vol (lots)	109696	142483	-32787	-23.01
COC	25.00	22.25	2.75	12.4
PCR-OI	1.12	0.96	0.16	17.2

Nifty Futures Price v/s OI



Institutional Activity in previous trading session

(in Rs cr.)	Buy	Sell	Net
Index Futures	3355.80	2951.69	404.11
Index Options	758688.09	756644.31	2043.78
Stock Futures	12837.69	11697.32	1140.37
Stock Options	16819.95	16624.30	195.65
FII Cash	6,727.34	6,817.63	-90.29
DII Cash	7,150.57	6,367.32	783.25

Net FII Activity (in Rs cr.)

Date	Idx Fut	Stk Fut	Idx Opt	Cash
6-Oct	404.1	1140.4	2043.8	-90
5-Oct	524.0	1501.2	-69440.6	-1864
4-Oct	-559.7	-7185.0	-40306.0	-4424
3-Oct	-1839.3	-1892.4	7882.1	-2034
29-Sep	-700.7	1716.4	-25751.4	-1686
28-Sep	-3893.3	-7740.7	-2034.7	-3364

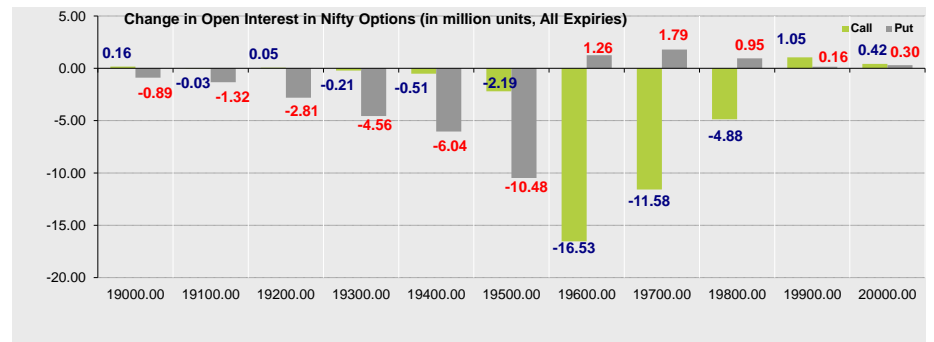
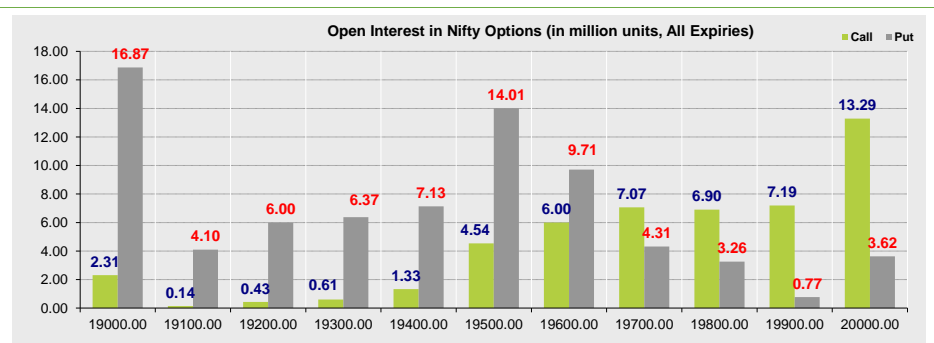
Technical Pivot (Intraday):

	S2	S1	PIVOT	R1	R2
NIFTY	19565	19620	19655	19715	19750
BANKNIFTY	44260	44385	44525	44650	44790

Summary

- Indian markets closed on a positive note where buying was mainly seen in Banking, Automobile, Finance sectors. Nifty Oct Future closed at 19678.50 (up 110.50 points) at a premium of 25 pts to spot.
- FII's were net sellers in Cash to the tune of 90.29 Cr and were net buyers in index futures to the tune of 783.25 Cr.
- India VIX decreased by 5.57% to close at 10.30 touching an intraday high of 10.94.

Open Interest in Nifty Options:



- The above second chart shows previous trading day's change in Nifty options where Addition in OI were seen at 19600, 19700 strike Puts while liquidation was seen in 19600, 19700, 19800 strike Calls indicating that the market is likely to remain range-bound in the near term.
- Highest OI build-up is seen at 20000 strike Calls and 19000 strike Puts, to the tune of 13.29mn and 16.87mn respectively.

Outlook on Nifty:

Index is likely to open on a flat note today and is likely to remain range-bound during the day.

(Price is in Rs; OI is in million units; Price chg and OI chg are in percentage) **NB RESEARCH**

Fresh Longs seen in:

Scrp	Price	Price chg	OI	OI Chg
BAJAJFINSV	1638.4	5.8	11.4	11.8
L&TFH	138.2	4.9	77.0	10.3
TCS	3630.3	0.9	10.6	8.7

Fresh Shorts seen in:

Scrp	Price	Price chg	OI	OI Chg
DALBHARAT	2232.8	-1.6	1.8	12.2
PETRONET	231.6	-0.7	21.6	6.3
TATACOMM	1846.7	-0.6	6.2	5.2

Short Covering seen in:

Scrp	Price	Price chg	OI	OI Chg
RAMCOCEM	953.5	1.6	3.6	-5.6
IGL	462.5	0.7	11.7	-5.0
METROPOLIS	1475.3	2.8	1.6	-4.8

Long Unwinding seen in:

Scrp	Price	Price chg	OI	OI Chg
PNB	77.0	-0.5	293.0	-4.2
COFORGE	5209.6	-0.1	1.3	-1.8
GODREJCP	976.5	-0.5	9.9	-0.9

NIFTY50 Options OI (CE OI = Resistance) (PE OI = Support)			
Symbol	Highest CE OI	Highest PE OI	CMP
ADANIPTS	850	800	835
ADANIENT	2500	2000	2490
ASIANPAINT	3400	3100	3208
AXISBANK	1020	1000	1006
BAJAJ-AUTO	5200	5000	5041
BAJAJFINSV	1800	1600	1638
BAJFINANCE	8500	7500	8178
BHARTIARTL	940	920	926
BPCL	360	340	348
BRITANNIA	4600	4500	4544
CIPLA	1200	1200	1169
COALINDIA	300	280	289
DIVISLAB	3800	3700	3727
DRREDDY	5600	5300	5451
EICHERMOT	3500	3300	3465
GRASIM	2000	1800	1910
HCLTECH	1300	1200	1227
HDFCBANK	1600	1500	1538
HDFCLIFE	650	580	634
HEROMOTOCO	3200	3000	3042
HINDALCO	500	450	474
HINDUNILVR	2500	2500	2508
ICICIBANK	1000	950	947
ITC	450	440	443
INDUSINDBK	1500	1400	1438

NIFTY50 Options OI (CE OI = Resistance) (PE OI = Support)			
Symbol	Highest CE OI	Highest PE OI	CMP
INFY	1500	1400	1469
IOC	95	90	90
JSWSTEEL	800	750	767
KOTAKBANK	1800	1700	1749
LT	3100	3000	3096
LTIM	5500	5000	5247
M&M	1600	1500	1551
MARUTI	11000	10000	10318
NESTLEIND	23000	22000	23010
NTPC	250	220	236
ONGC	190	180	182
POWERGRID	200	200	198
RELIANCE	2400	2300	2325
SBILIFE	1400	1300	1286
SBIN	600	550	595
SUNPHARMA	1200	1100	1129
TATACONSUM	900	850	879
TATAMOTORS	650	600	624
TATASTEEL	130	120	126
TCS	3600	3500	3630
TECHM	1300	1200	1219
TITAN	3300	3200	3323
ULTRACEMCO	8500	8000	8216
UPL	620	600	613
WIPRO	420	400	410

Derivative Recommendations:

Stock Name	Call (Buy/Sell)	Entry price	Targets	Stop Loss	Duration	Status
BPCL Future	Buy	347.5	370	337	Positional	Open

FROM THE EQUITY DERIVATIVE DESK:

NIRAV HARISH CHHEDA

AVP - DERIVATIVES AND TECHNICAL RESEARCH

E-Mail: nirav.chheda@nirmalbang.com

Tel no: 6273-8199/8000

AMIT BHUPTANI

DERIVATIVES AND TECHNICAL RESEARCH ANALYST

E-Mail: amit.bhuptani@nirmalbang.com

Tel no: 6273-8242/8000

DISCLOSURES

Research Reports that are published by Nirmal Bang Securities Private Limited (hereinafter referred to as "NBSPL") are for private circulation only. NBSPL is a registered Research Analyst under SEBI (Research Analyst) Regulations, 2014 having Registration no. INH000001766. NBSPL is also a registered Stock Broker with National Stock Exchange of India Limited, BSE Limited, Metropolitan Stock Exchange of India Limited, Multi Commodity Exchange of India Limited, National Commodity and Derivative Exchange Limited and Indian Commodity Exchange Limited in cash and Equity and Commodities derivatives segments.

NBSPL has other business divisions with independent research teams separated by Chinese walls, and therefore may, at times, have different or contrary views on stocks and markets.

NBSPL or its associates have not been debarred / suspended by SEBI or any other regulatory authority for accessing / dealing in securities Market. NBSPL, its associates or analyst or his relatives do not hold any financial interest (Except Investment) in the subject company. NBSPL or its associates or Analyst do not have any conflict or material conflict of interest at the time of publication of the research report with the subject company. NBSPL or its associates or Analyst or his relatives may or may not hold beneficial ownership of 1% or more in the subject company at the end of the month immediately preceding the date of publication of this research report.

NBSPL or its associates / analyst has not received any compensation / managed or co-managed public offering of securities of the company covered by Analyst during the past twelve months. NBSPL or its associates have not received any compensation or other benefits from the company covered by Analyst or third party in connection with the research report. Analyst has not served as an officer, director or employee of Subject Company. NBSPL / analyst has not been engaged in market making activity of the subject company.

Analyst Certification: The research analysts and authors of these reports, hereby certify that the views expressed in this research report accurately reflects my/our personal views about the subject securities, issuers, products, sectors or industries. It is also certified that no part of the compensation of the analyst(s) was, is, or will be directly or indirectly related to the inclusion of specific recommendations or views in this research. The analyst(s) principally responsible for the preparation of this research report and has taken reasonable care to achieve and maintain independence and objectivity in making any recommendations.

DISCLAIMER

This report is for the personal information of the authorized recipient and does not construe to be any investment, legal or taxation advice to you. NBSPL is not soliciting any action based upon it. Nothing in this research shall be construed as a solicitation to buy or sell any security or product, or to engage in or refrain from engaging in any such transaction. In preparing this research, we did not take into account the investment objectives, financial situation and particular needs of the reader.

This research has been prepared for the general use of the clients of NBSPL and must not be copied, either in whole or in part, or distributed or redistributed to any other person in any form. If you are not the intended recipient you must not use or disclose the information in this research in any way. Though disseminated to all the customers simultaneously, not all customers may receive this report at the same time. NBSPL will not treat recipients as customers by virtue of their receiving this report. This report is not directed or intended for distribution to or use by any person or entity resident in a state, country or any jurisdiction, where such distribution, publication, availability or use would be contrary to law, regulation or which would subject NBSPL & its group companies to registration or licensing requirements within such jurisdictions.

The report is based on the information obtained from sources believed to be reliable, but we do not make any representation or warranty that it is accurate, complete or up-to-date and it should not be relied upon as such. We accept no obligation to correct or update the information or opinions in it. NBSPL or any of its affiliates or employees shall not be in any way responsible for any loss or damage that may arise to any person from any inadvertent error in the information contained in this report. NBSPL or any of its affiliates or employees do not provide, at any time, any express or implied warranty of any kind, regarding any matter pertaining to this report, including without limitation the implied warranties of merchantability, fitness for a particular purpose, and non-infringement. The recipients of this report should rely on their own investigations.

This information is subject to change without any prior notice. NBSPL reserves its absolute discretion and right to make or refrain from making modifications and alterations to this statement from time to time. Nevertheless, NBSPL is committed to providing independent and transparent recommendations to its clients, and would be happy to provide information in response to specific client queries.

Before making an investment decision on the basis of this research, the reader needs to consider, with or without the assistance of an adviser, whether the advice is appropriate in light of their particular investment needs, objectives and financial circumstances. There are risks involved in securities trading. The price of securities can and does fluctuate, and an individual security may even become valueless. International investors are reminded of the additional risks inherent in international investments, such as currency fluctuations and international stock market or economic conditions, which may adversely affect the value of the investment. Opinions expressed are subject to change without any notice. Neither the company nor the director or the employees of NBSPL accept any liability whatsoever for any direct, indirect, consequential or other loss arising from any use of this research and/or further communication in relation to this research. Here it may be noted that neither NBSPL, nor its directors, employees, agents or representatives shall be liable for any damages whether direct or indirect, incidental, special or consequential including lost revenue or lost profit that may arise from or in connection with the use of the information contained in this report.

Copyright of this document vests exclusively with NBSPL. Our reports are also available on our website www.nirmalbang.com